

## Separation of Azoxybenzenes and Some Derivatives by High Performance Liquid Chromatography.

Hadi Hessen Jasim<sup>\*</sup>, Suha K. Al-Zahawi<sup>\*\*</sup> and Dhulfiqar Ali Abed<sup>1\*\*\*</sup>

<sup>\*</sup>College of Science, University of Al-Mustansyria, Baghdad-Iraq.

<sup>\*\*</sup>College of Pharmacy, University of Baghdad, Baghdad-Iraq.

<sup>\*\*\*</sup>College of Pharmacy, University of Babylon, Iraq.

<sup>1</sup>E-mail: suha.alzahawi@yahoo.com.

### Abstract

A high performance liquid chromatographic method was used for the Separation and determination of a mixture of Azoxybenzene (diphenyldiazine-1-oxide) together with three of its derivatives; i.e. 4,4-dinitroazoxy benzene; 4, '4-dichloroazoxybenzene and 4-chloro-'4-methoxyazoxybenzene. Chromatography was performed at 50C° using a mixture of methanol-water as a mobile phase. The percentage of methanol in this mixture was between (80-90)%. The precision was very high since the error in this study was less than (0.3%) because the relative error of percentage Erel% is between (0.28-0.65) and the detection limit (DL) in this method was equal to (0.2) ng.

Keywords: HPLC, Azoxybenzene, Gas chromatography, photoreaction.

### Introduction

The qualitative and quantitative determination of disubstituted azoxy benzene is most important for the in-process and final product quality control.

Methods previously reported for the problem of the azoxybenzene analysis require thin-layer chromatography<sup>[1,2]</sup>. Gas chromatography<sup>[3,4]</sup> is not suitable for precise analysis because of the thermal instability of the azoxybenzene.

In this report we describe a reliable method for the separation and determination of disubstituted azoxybenzene by isocratic phase performance liquid chromatography.

Gas chromatography/mass spectrometry (GC/MS) is the most widely used general technique for the identification of volatile organic compounds in complex mixtures<sup>[5,6]</sup>. In many cases compounds in such mixtures are inefficiently separated by GC, but not always. Liquid-Liquid partitioning methods have often been used to fractionate complex mixtures. Novotny et al.<sup>[7,8,9,10]</sup> developed a liquid-liquid partitioning method to isolate polynuclear aromatic hydrocarbons in complex mixtures.

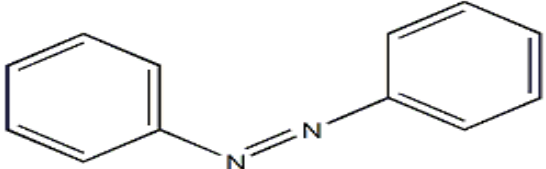
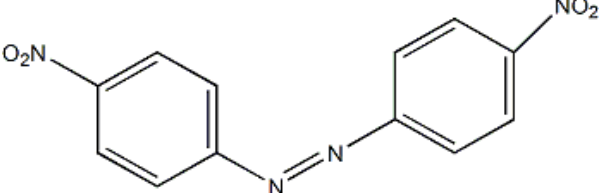
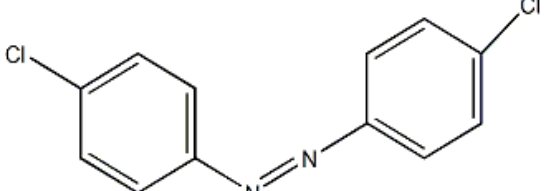
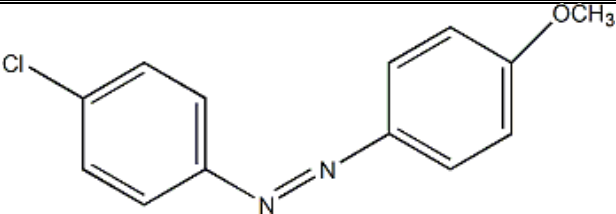
It is usually accepted that particles of a (5-10) µm in size have to be packed by slurry

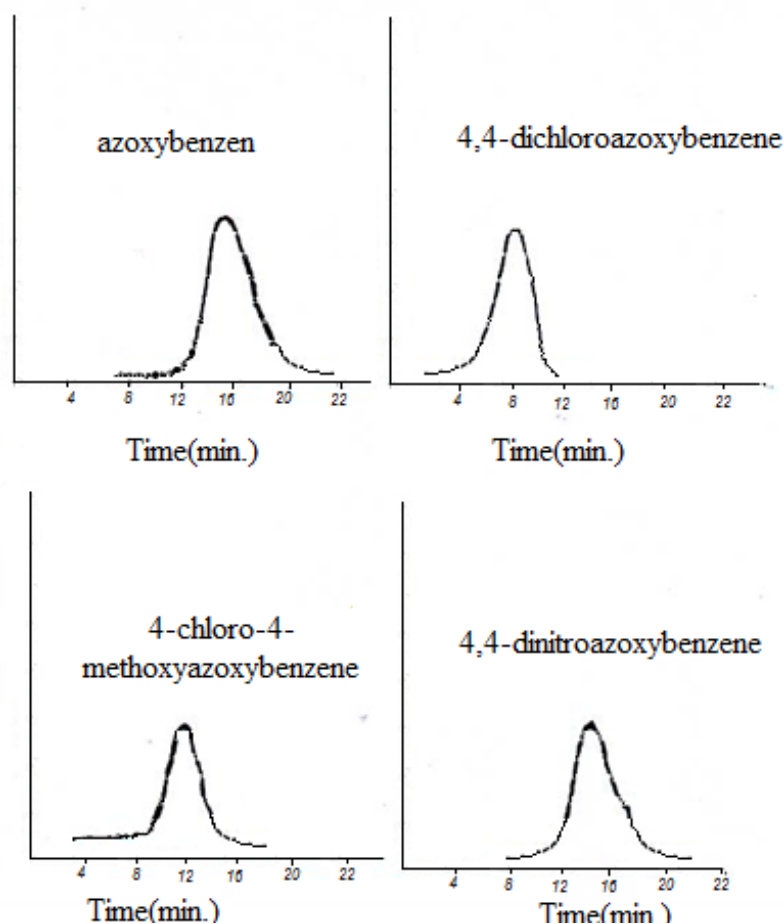
techniques. Solvent systems with suitable equal density or viscosity properties are used to keep the particles in a reasonably suspended state during the packing procedures<sup>[1,2]</sup>. In literature an alternative method was proposed where silica gel and alumina particles of (3-6) µm in size were packed upward with methanol as a slurry solvent. The column dimensions varied between (10-100) cm. In length and ≥5 mm i.d. was used because the few experimental data published, it was difficult to make a comparison with the method presently discussed<sup>[3]</sup>.

### Experimental

#### Reagents:

Azoxybenzene together with the following three disubstituted derivatives were studied:

1-	<p>Azoxybenzene  <math>(C_6H_5)-N=N-(C_6H_5)</math>            Gfw :214.212            Purity :99.82%            Aldrich chemical co.</p>	
2-	<p>4,4-dinitroazoxybenzene  <math>NO_2(C_6H_4)-N=N-(C_6H_4)NO_2</math>            Gfw :304.510            Purity :99.92%            Aldrich chemical co.</p>	
3-	<p>4,4-dichloroazoxybenzene  <math>Cl(C_6H_4)-N=N-(C_6H_4)Cl</math>            Gfw :299.324            Purity :99.94%            Aldrich chemical co.</p>	
4-	<p>4-chloro-4-methoxyazoxybenzene  <math>Cl(C_6H_4)-N=N-(C_6H_4)-OCH_3</math>            Gfw :294.425            Purity :99.9%            Aldrich chemical co.</p>	

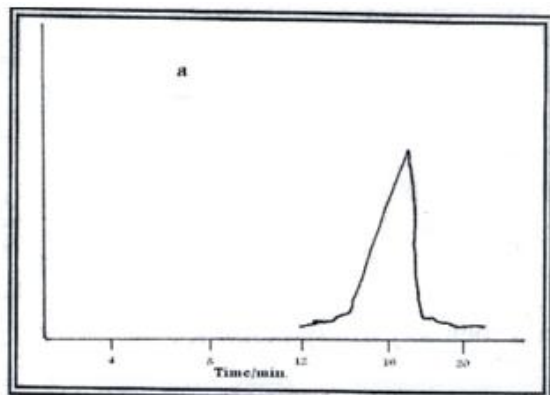


**Fig. (1)** HPLC chromatograms of azoxybenzene and the three derivatives, a: azoxybenzene b: 4,4-dichloroazoxybenzene, c: 4-chloro-4-methoxyazoxybenzene d: 4,4-dinitroazoxybenzene, mobile

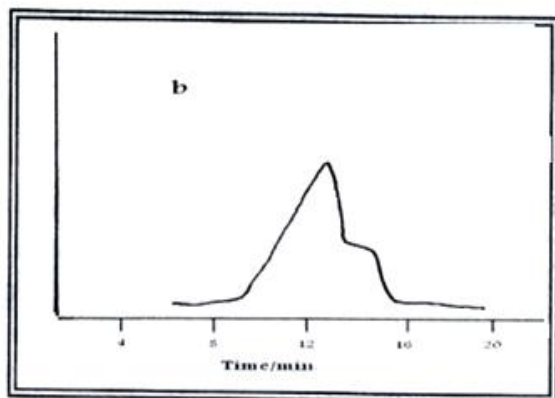
*phase (80% methanol).*

### Result and Discussion

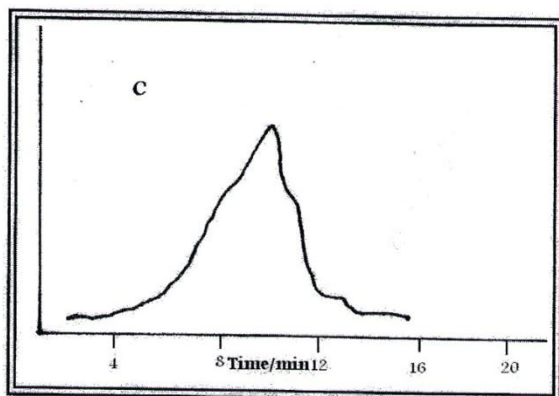
The high performance liquid chromatography showed in Figs. (2, 3, 4) the chromatogram of azoxybenzene and Fig.(5,6,7) and in Fig. (8) that of 4,4'-disubstituted azoxybenzenes obtained with several methanol mobile phases containing from (80-90% v/v methanol water solution).



**Fig. (2) HPLC chromatograms of azoxybenzenes separated with mobile phase (80% v/v Methanol).**



**Fig. (3) HPLC chromatograms of azoxybenzenes separated with mobile phase (85% v/v Methanol).**

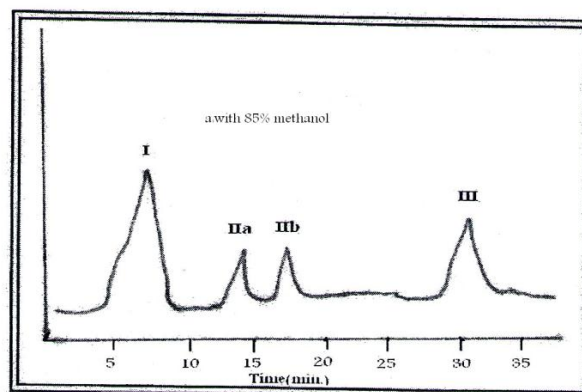


**Fig. (4) HPLC chromatograms of azoxybenzenes separated with mobile phase**

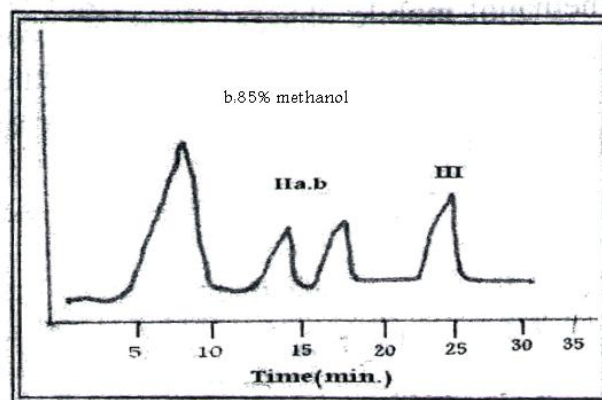
*(90% Methanol v/v).*

When the % distilled water polarity increases in the mobile phase the retention time of azoxybenzene in the column increases and its peak becomes sharper<sup>[11]</sup>.

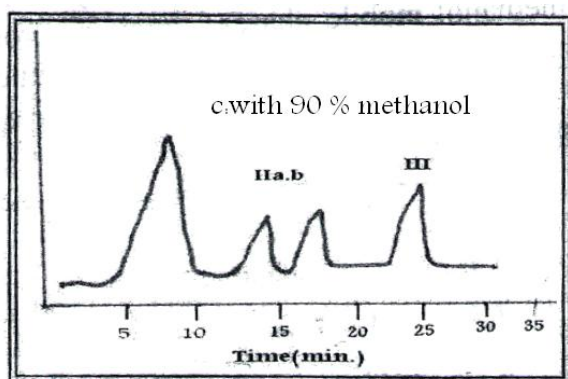
Fig.(5,6 and 7) showed the high performance liquid chromatographic chromatograms of 4,4'-disubstituted azoxybenzene obtained with several methanol mobile phases containing from (10 to 20% v/v of water). The effect of a nitro group substituted onto n carbon atoms on the capacity factor is approximately different as that for halide substituent.



**Fig.(5) Chromatograms of I: 4,4'-disubstituted azoxybenzenes II:4,4'-dichloro azoxybenzene III: azoxybenzene, IV: 4,4'-dinitroazoxybenzene, mobile phase (80%v/v methanol).**

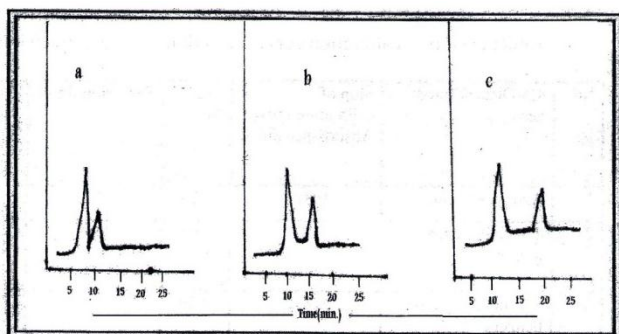


**Fig.(6) Chromatograms of I: 4,4'-disubstituted azoxybenzenes II:4,4'-dichloro azoxybenzene III: azoxybenzene, IV: 4,4'-dinitroazoxybenzene, mobile phase (85% v/v methanol solution).**



**Fig.(7) Chromatograms of I: 4,4'-disubstituted azoxybenzenes II:4,4'-dichloro azoxybenzene III: azoxybenzene,IV: 4,4'-dinitroazoxybenzene, mobile phase (90% v/v methanol).**

Fig. (8) shows the unsymmetrical substituted azoxybenzene II (4-chloro-4-methoxyazoxybenzene). Yields two adjacent peaks with methanol mobile phases having higher water content, these two peaks are attributable to geometrical isomers. In order to prove this, infrared analysis of the eluted peaks was carried out.



**Fig. (8) Chromatograms of 4-chloro-4-methoxy azoxybenzene show the effect of methanol percentage which a: 90% v/v methanol, b: 85% v/v, c: 80% v/v with a flow rate of  $1.2\text{cm}^3/\text{min}$  at  $50\text{C}^\circ$ .**

The two eluted peaks for 4-chloro-4-methoxy azoxy benzene were fraction-collected with a methanol mobile phase containing 80% v/v of methanol differential refract meter detector was used because the photoreaction of azoxy benzene derivative might be induced by ATV irradiation<sup>[12]</sup>. The same, I.R. spectra were obtained for the first peak and the second one. The infrared spectra suggested that these compounds were azoxy benzene derivatives in which the two benzene

rings were paradisubstituted and that one of their substituents was a methoxy group. From the results of the infrared described above, it is concluded that the two peaks for the (IV) are attributable to the geometrical isomers of IV.

Table (2) show slope of calibration curve, Relative Standard and Deviation of slope, Detection limit and Precision for  $2 \times 10^{-3}$  M (4,4'-disubstituted azoxy benzenes (Mobile phase 85% of methanol in water, flow rate  $1-2\text{ ml min}^{-1}$  at  $50\text{C}^\circ$ , amount of azoxy benzenes injected  $0.12\text{ml}$ ).

**Table (1)**  
**The concentration take and concentration found of the azoxybenzene and the three derivatives.**

No	Compound	Conc. taken Mole/L	Conc. Found Mole/L	Er%	Average error percent
1-	azoxybenzen	$2 \times 10^{-3}$	$1.995 \times 10^{-3}$	-0.25	$28 \times 10^{-2}$
		$1 \times 10^{-3}$	$9.7 \times 10^{-4}$	-0.30	
		$0.7 \times 10^{-3}$	$6.919 \times 10^{-4}$	-0.28	
		$0.5 \times 10^{-3}$	$4.986 \times 10^{-4}$	-0.28	
2-	4,4-dichloroazoxybenzen	$2 \times 10^{-3}$	$1.996 \times 10^{-3}$	-0.21	$2 \times 10^{-1}$
		$1 \times 10^{-3}$	$9.96 \times 10^{-4}$	-0.19	
		$0.7 \times 10^{-3}$	$6.998 \times 10^{-4}$	-0.20	
		$0.5 \times 10^{-3}$	$4.998 \times 10^{-4}$	-0.20	
3-	4-chloro-4-methoxyazoxybenzen	$2 \times 10^{-3}$	$1.996 \times 10^{-3}$	-0.19	$1.9 \times 10^{-1}$
		$1 \times 10^{-3}$	$9.98 \times 10^{-4}$	-0.20	
		$0.7 \times 10^{-3}$	$6.98 \times 10^{-4}$	-0.195	
		$0.5 \times 10^{-3}$	$4.999 \times 10^{-4}$	-0.185	
4-	4,4-dinitroazoxybenzen	$2 \times 10^{-3}$	$1.994 \times 10^{-3}$	-0.3	$3 \times 10^{-1}$
		$1 \times 10^{-3}$	$9.997 \times 10^{-4}$	-0.29	
		$0.7 \times 10^{-3}$	$6.997 \times 10^{-4}$	-0.31	
		$0.5 \times 10^{-3}$	$4.998 \times 10^{-4}$	-0.30	

**Table (2)**  
**Slop of calibration curve, detection limit and precision.**

No	4,4- Disubstituted azoxy benzene	Slop of calibration curve.	Erel. %	Detection limit Ppm	Precision %
1	azoxy benzene	0.811	0.28	0.2	0.18
2	4,4- dinitro azoxy benzene	1.15	0.65	0.4	0.3
3	4,4- dichloro azoxy benzene	0.832	0.29	0.2	0.2
4	4-chloro-4- methoxy azoxy benzene	0.521	0.49	0.3	0.19

With respect to the separation of the 4,4-disubstituted azoxybenzenes studied, there is no methanol-water mobile phase which permits all of the azoxybenzenes to be sufficiently separated for quantitative determination (since I is not a liquid crystal, the separation and determination was discussed to be with the exclusion of I).

Consequently it is concluded that for any mixtures of the azoxybenzenes, qualitative and

quantitative determination can be made with two methanol mobile phases containing an appropriate amount of water. The capacity factors of the azoxybenzenes studied were between five and sixteen with a methanol mobile phase containing 85% v/v of methanol.

## References

- [1] Satoru, S.; Miyakura T.; "Determination of 4,4'-alkyl- and alkoxy-disubstituted azoxybenzenes by isocratic reverse phase high performance liquid chromatography. Imamura"; *Anal. Chem.*, 49,13, 1963-1965, **1977**.
- [2] Edwards W.R.; Pascual O. S.; Tate C.W.; "Chromatographic Separation of Some Aromatic Nitrogen Compounds"; *Anal. Chem.*, 28, 1045-1046, **1956**.
- [3] Satoru S.; Titose M.; Junzo E.; Takashi I.; "Determination of 4,4'-alkyl- and alkoxy-disubstituted azoxybenzenes by isocratic reverse phase high performance liquid chromatography"; *Anal. Chem.*, 13, 1963-1965, **1977**.
- [4] Nifant'ev I.E.; Ustynyuk L.Yu.; "A Density Functional Study of the Structure and Energy Parameters of  $(\text{Me}_n\text{Cp})_2\text{ZrMe}^+\text{A}^-$  Ion Pairs [ $n=0,2,5$ ;  $\text{Cp}=n^5\text{-C}_5\text{H}_5\text{-n}$ ; and  $\text{A}^- = \text{MeB}(\text{C}_6\text{F}_5)_3$ ]" ; *Rus. J. Phys. Chem.*, 76, 1311-1315, **2002**.
- [5] Tsuji T.; Takashima H.; Takeuchi H.; and Egawa T.; "Molecular structure of *trans*-azoxybenzene determined by gas electron diffraction combined with ab initio calculations"; *J. Mol. Stru.*, 554, 203-210, **2000**.
- [6] Bernhard X. M.; Walfried R.; Hanspeter K.; Peter Z.; "trifluoropropyl-containing silphenylene-siloxane terpolymer for high temperature gas chromatography"; *j. sep. sci.*, 26, 1436-1442, **2003**.
- [7] Steven G.; Harry J.; "Liquid-liquid fractionation of complex mixtures of organic components"; *Anal. Chem.*, 12, 1737-1742, **1981**.
- [8] Thomas W.; Rupert S.; Juliane K.; Elke A.; " Analytical methods for polycyclic aromatic hydrocarbons (PAHs) in food and the environment needed for new food legislation in the European Union"; *Anal. Chem.*, 25, 716-725, **2006**.
- [9] Yasuhiro S.; Kenya T.; Takayuki H.; and Isao K.; "Desulfurization and Denitrogenation Process for Light Oils Based on Chemical Oxidation followed by Liquid-Liquid Extraction"; *Ind. Eng. Chem. Res.*, 41,17, 4362-4375, **2002**.
- [10] Daniel W.; Jeffrey R.; Denzel and Dianne J.; Luning P.; "Photolysis of 2,4-Dinitrotoluene and 2,6-Dinitrotoluene in Seawater"; *Aquatic Geochemistry*.16, 3, 491-505, **2009**.
- [11] Kirkland J.J.; "high speed liquid-partition chromatography with chemically bonded organic stationary phases"; *J.Chromatog. Sci.*, 9, 206, **1971**.
- [12] Majors R. E.; "High-performance liquid chromatography on small particle silica gel"; *Anal. Chem.*, 11, 1722-1726, **1972**.

## الخلاصة

استخدمت تقنية كروماتوغرافيا السائل عالي الكفاءة في فصل وتعيين مزيج من ازوكسي بنزين وثلاثة من مشتقاته هي ٤،٤- ثنائي نايپترو ازوكسي بنزين و ٤،٤ ثنائي كلورو ازوكسي بنزين و ٤ كلورو ٤- ميثوكسي ازوكسي بنزين اذ ان دقة النتائج عالية جدا في هذه الطريقة لان نسب الخطأ كانت اقل من % (0.3) حيث ان الخطأ النسبي المئوي تتراوح ما بين (0.28-0.65). واستخدام في هذه الطريقة طور متحرك عبارة عن مزيج من الكحول الميثيلي والماء عند درجة حرارة ٥٠ م° وكانت نسبة الميثانول في هذا المزيج تتراوح ما بين % (90-80). وكان حدود الكشف في هذه الطريقة قد وصل الى ما يقارب من (0.2) نانوغرام.