

Nucleon Momentum Distributions and Elastic Electron Scattering form Factors for ^{22}Ne , ^{26}Mg and ^{30}Si Nuclei

Gaith Naima Flaiyh* and Altaf Abdul Majeed Al-Rahmani**

*Department of Physics, College of Science, University of Baghdad, Iraq.

**Department of Physics, College of Science for Women, University of Baghdad, Iraq.

Abstract

The nucleon momentum distributions (*NMD*) for the ground state and elastic electron scattering form factors have been calculated in the framework of the coherent fluctuation model and expressed in terms of the weight function (fluctuation function). The weight function has been related to the nucleon density distributions of nuclei and determined from theory and experiment. The nucleon density distributions (*NDD*) is derived from a simple method based on the use of the single particle wave functions of the harmonic oscillator potential and the occupation numbers of the states. The feature of long-tail behavior at high momentum region of the *NMD* has been obtained using both the theoretical and experimental weight functions. The observed electron scattering form factors for ^{22}Ne , ^{26}Mg and ^{30}Si nuclei are in reasonable agreement with the present calculations throughout all values of momentum transfer q .

Keywords: Nucleon density distributions, Nucleon momentum distributions, Elastic electron scattering and $2s-1d$ shell nuclei.

Introduction

The study of momentum wave functions is a powerful tool in studying the ground state properties of nuclei, particularly the momentum distribution of nucleons. The quantitative knowledge of the momentum distribution is very important for revealing the proper mechanism of the nuclear reactions and for their complete description and also it is important in studying the bulk properties of the nucleus such as: total binding and kinetic energies and many other properties of the nucleus [1]. At present, there is no method for directly measuring the *NMD* in nuclei. The quantities that are measured by particle-nucleus and nucleus-nucleus collisions are the cross sections of different reactions, and these contain information on the *NMD* of target nucleons. The experimental evidence obtained from inclusive and exclusive electron scattering on nuclei established the existence of long-tail behavior of the *NMD* at high momentum region ($k \geq 2 \text{ fm}^{-1}$) [2-6]. In principle, the mean field theories cannot describe correctly *NMD* and form factors simultaneously [7] and they exhibit a steep-slope behavior of *NMD* at high momentum region. In fact, the *NMD* depends a little on the effective mean field considered [7] due to

its sensitivity to short-range and tensor nucleon-nucleon correlations [8] which are not included in the mean field theories.

There are several theoretical methods used to study elastic electron-nucleus scattering, such as the plan-wave Born approximation (PWBA), the eikonal approximation and the phase-shift analysis method [9-15]. The PWBA method can give qualitative results and has been used widely for its simplicity. To include the Coulomb distortion effect, which is neglected in PWBA, the other two methods may be used. In the past few years, some theoretical studies of elastic electron scattering off exotic nuclei have been performed. Wang et al. [11, 12] studied such scattering along some isotopic and isotonic chains by combining the eikonal approximation with the relativistic mean field theory. And, very recently, Roca-Maza et al. [13] systematically investigated elastic electron scattering off both stable and exotic nuclei with the phase-shift analysis method. Karataglidis and Amos [14] have studied the elastic electron scattering form factors, longitudinal and transverse, from exotic (*He* and *Li*) isotopes and from ^8B nucleus using large space shell model functions. Very recently, Chu et al. [15] have studied the elastic electron scattering along *O* and *S* isotopic chains and shown that the

phase-shift analysis method can reproduce the experimental data very well for both light and heavy nuclei.

In the coherent fluctuation model (CFM), which is exemplified by the work of Antonov et. al. [4, 16], the local NDD and the NMD are simply related and expressed in terms of an experimentally obtainable fluctuation function (weight function) $|f(x)|^2$. They [4, 16] investigated the NMD of (${}^4\text{He}$ and ${}^{16}\text{O}$), ${}^{12}\text{C}$ and (${}^{39}\text{K}$, ${}^{40}\text{Ca}$ and ${}^{48}\text{Ca}$) nuclei using weight functions $|f(x)|^2$ expressed in terms of, respectively, the experimental two parameter Fermi (2PF)NDD [17], the experimental data of Ref. [18] and the experimental model-independent NDD [17]. It is important to point out that all above calculations obtained in the framework of the CFM proved a high momentum tail in the NMD. Elastic electron scattering from ${}^{40}\text{Ca}$ nucleus was also investigated in Ref. [16], where the calculated elastic differential cross sections ($d\sigma/d\Omega$) were found to be in good agreement with those of experimental data.

The aim of the present work is to derive an analytical form for the NDD applicable throughout all $2s-1d$ shell nuclei based on the use of the single particle harmonic oscillator wave functions and the occupation numbers of the states. The derived NDD is employed in determining the theoretical weight function $|f(x)|^2$ which is used in the CFM to study the NMD and elastic form factors for some $2s-1d$ shell nuclei, such as ${}^{22}\text{Ne}$, ${}^{26}\text{Mg}$ and ${}^{30}\text{Si}$ nuclei. We shall see later that the theoretical $|f(x)|^2$, based on the derived NDD, is capable to give information about the NMD and elastic electron scattering form factors.

Theory

In the CFM [4, 16], the mixed density is given by

$$\rho(r,r') = \int_0^\infty |f(x)|^2 \rho_x(r,r') dx \dots\dots\dots(1)$$

where

$$\rho_x(r,r') = 3\rho_0(x) \frac{j_1(k_F(x)|\vec{r}-\vec{r}'|)}{k_F(x)|\vec{r}-\vec{r}'|} \times \theta\left(x - \frac{|\vec{r}+\vec{r}'|}{2}\right) \dots\dots\dots(2)$$

is the density matrix for A nucleons uniformly distributed in the sphere with radius x and density $\rho_0(x) = 3A/4\pi x^3$. The Fermi momentum is defined as[4,16]

$$k_F(x) = \left(\frac{3\pi^2}{2} \rho_0(x)\right)^{1/3} = \left(\frac{9\pi A}{8}\right)^{1/3} \frac{1}{x} = \frac{\alpha}{x}; \quad \alpha = \left(\frac{9\pi A}{8}\right)^{1/3} \dots\dots\dots(3)$$

and the step function θ is defined by

$$\theta(y) = \begin{cases} 1, & y \geq 0 \\ 0, & y < 0 \end{cases} \dots\dots\dots(4)$$

Equation (1) corresponds to the general statement of the CFM in which the NDD of the nuclear matter fluctuates around the average distribution, keeping spherical symmetry and uniformity. The diagonal element of (1) gives the one-particle density as $\rho(r) = \rho(r,r' = r)$

$$= \int_0^\infty |f(x)|^2 \rho_x(r) dx \dots\dots\dots(5)$$

In (5), $\rho_x(r)$ and $|f(x)|^2$ have the following forms [16]

$$\rho_x(r) = \rho_0(x)\theta(x-|\vec{r}|) \dots\dots\dots(6)$$

$$|f(x)|^2 = -\frac{1}{\rho_0(x)} \left. \frac{d\rho(r)}{dr} \right|_{r=x} \dots\dots\dots(7)$$

The weight function $|f(x)|^2$ of (7), determined in terms of the NDD $\rho(r)$, satisfies the normalization condition

$$\int_0^\infty |f(x)|^2 dx = 1 \dots\dots\dots(8)$$

and holds only for monotonically decreasing NDD, i.e. $\frac{d\rho(r)}{dr} < 0$.

On the basis of (5), the NMD, $n(k)$, is expressed as [16]

$$n(k) = \int_0^\infty |f(x)|^2 n_x(k) dx \dots\dots\dots(9)$$

where

$$n_x(k) = \frac{4}{3} \pi x^3 \theta(k_F(x) - |\vec{k}|) \dots\dots\dots(10)$$

is the Fermi-momentum distribution of the system with density $\rho_0(x)$. By means of (7), (9) and (10), an explicit form for $n(k)$ is expressed in terms of $\rho(r)$ as

$$n(k) = \left(\frac{4\pi}{3}\right)^2 \frac{4}{A} \times \left[6 \int_0^{\alpha/k} \rho(x)x^5 dx - \left(\frac{\alpha}{k}\right)^6 \rho\left(\frac{\alpha}{k}\right) \right] \dots\dots\dots(11)$$

with normalization condition

$$\int n(k) \frac{d^3k}{(2\pi)^3} = A$$

The *NMD* of $2s-1d$ shell nuclei is also determined by the shell model using the single particle harmonic oscillator wave function in momentum representation and is given by [6]

$$n(k) = \frac{4b^3}{\pi^{3/2}} \exp\left(-\frac{b^2}{k^2}\right) \times \left[1 + 2(bk)^2 + \frac{(A-16)}{15} (bk)^4 \right] \dots\dots\dots(12)$$

where b is the harmonic oscillator size parameter.

The form factor $F(q)$ of the nucleus is also expressed in the *CFM* and is given by [16]

$$F(q) = \frac{1}{A} \int |f(x)|^2 F(x,q) dx \dots\dots\dots(13)$$

where $F(x,q)$ is the form factor of uniform charge density distribution given by

$$F(x,q) = \frac{3A}{(qx)^2} \left[\frac{\sin(qx)}{qx} - \cos(qx) \right] \dots\dots\dots(14)$$

Equation (14) reflects the physical scattering picture, inherent by the *CFM*, in which the scattering amplitude is a superposition of different uniform charge distributions. The nucleon finite size (f_s) form factor is defined by $F_{f_s}(q) = \text{Exp}(-0.43q^2/A)$ [10] and $F_{cm}(q) = \text{Exp}(q^2b^2/4A)$ is the correction for the lack of translational invariance in the shell model (center of mass correction) [10]. Inclusion of $F_{f_s}(q)$ and $F_{cm}(q)$ in the calculations requires multiplying the form factor of (13) by these corrections.

It is important to point out that all physical quantities studied above in the framework of the *CFM* such as $n(k)$ and $F(q)$ are expressed in terms of the weight function $|f(x)|^2$. Therefore, it is worthwhile trying to obtain the weight function firstly from the *NDD* of *2PF* and *3PF* model extracted from the analysis of elastic electron-nuclei scattering experiments and secondly from theoretical considerations. The *NDD* of *2PF* and *3PF* models is given by [17]

$$\rho_{2PF}(r) = \rho_0 \left/ \left(1 + e^{\frac{r-c}{z}} \right) \right.;$$

$$\rho_0 = \frac{A}{4\pi} \frac{1}{\int_0^\infty \left(1 + e^{\frac{r-c}{z}} \right)^{-1} r^2 dr} \dots\dots\dots(15)$$

$$\rho_{3PF}(r) = \rho_0 \left(1 + \frac{wr^2}{c^2} \right) \left/ \left(1 + e^{\frac{r-c}{z}} \right) \right.;$$

$$\rho_0 = \frac{A}{4\pi} \frac{1}{\int_0^\infty \left(1 + \frac{wr^2}{c^2} \right) \left(1 + e^{\frac{r-c}{z}} \right)^{-1} r^2 dr} \dots\dots\dots(16)$$

The experimental weight functions $|f(x)|^2_{2PF}$ and $|f(x)|^2_{3PF}$ are obtained by introducing (15) and (16), respectively, into (7).

Theoretically, the *NDD* of one body operator can be written as [19]

$$\rho(r) = \frac{1}{4\pi} \sum_{nl} \zeta_{nl} 4(2l+1) \phi_{nl}^*(r) \phi_{nl}(r) \dots\dots\dots(17)$$

Here ζ_{nl} is the nucleon occupation probability of the state nl ($\zeta_{nl} = 0$ or 1 for closed shell nuclei and $0 < \zeta_{nl} < 1$ for open shell nuclei) and $\phi_{nl}(r)$ is the radial part of the single particle harmonic oscillator wave function.

The *NDD* of $2s-1d$ shell nuclei is derived on the assumption that there is a core of filled $1s$ and $1p$ shells and the occupation numbers of nucleons in $2s$ and $1d$ shells are equal to, respectively, $4-\delta$ and $A-20+\delta$, and not to 4 and $A-20$ as in the simple shell model. Using this assumption with the help of

(17), an analytical form for $\rho(r)$ is obtained as

$$\rho(r) = \frac{e^{-r^2/b^2}}{\pi^{3/2}b^3} \left\{ 10 - \frac{3\delta}{2} + \frac{2\delta r^2}{b^2} + \left(\frac{4A}{15} - \frac{8}{3} - \frac{2\delta}{5} \right) \frac{r^4}{b^4} \right\} \dots\dots\dots(18)$$

Here, the parameter δ characterizes the deviation of the nucleon occupation numbers from the prediction of the simple shell model ($\delta=0$). The central *NDD*, $\rho(0)$, is obtained from (18) as

$$\rho(0) = \frac{1}{\pi^{3/2}b^3} \left\{ 10 - \frac{3\delta}{2} \right\} \dots\dots\dots(19)$$

Therefore, δ can be obtained from (19) as

$$\delta = \frac{2}{3} \left\{ 10 - \pi^{3/2}b^3\rho(0) \right\} \dots\dots\dots(20)$$

Using (18) in (7), an analytical expression for theoretical weight function $|f(x)|^2$ is obtained as

$$|f(x)|^2 = \frac{8\pi}{3Ab^2} x^4 \rho(x) - \frac{16}{3A\pi^{1/2}b^5} x^4 \times e^{-x^2/b^2} \left\{ \delta + \left(\frac{4A}{15} - \frac{8}{3} - \frac{2\delta}{5} \right) \frac{x^2}{b^2} \right\} \dots\dots\dots(21)$$

Results and Discussion

The nucleon momentum distributions $n(k)$ and elastic form factors for $2s-1d$ shell nuclei are studied by means of the *CFM*. The distribution $n(k)$ of (9) is calculated in terms of the weight function obtained firstly from the fit to the electron-nuclei scattering experiments, $|f(x)|^2_{2PF}$ and $|f(x)|^2_{3PF}$ and secondly from theory, as in eq.21.

The harmonic oscillator size parameters b are chosen in such a way as to reproduce the measured root mean square radii (*rms*) of nuclei. The parameters δ are determined by introducing the chosen values of b and the experimental densities $\rho_{exp}(0)$ into (20). The values of b and δ together with the other parameters employed in the present calculations for ^{22}Ne , ^{26}Mg and ^{30}Si nuclei are listed in Table (1). The calculated *rms* $\langle r^2 \rangle_{cal}^{1/2}$ and those of experimental data $\langle r^2 \rangle_{exp}^{1/2}$

[17] are displayed in this table as well for comparison. The comparison shows a remarkable agreement between $\langle r^2 \rangle_{cal}^{1/2}$ and $\langle r^2 \rangle_{exp}^{1/2}$ for all considered nuclei.

The dependence of the *NDD* on $r(fm)$ for ^{22}Ne , ^{26}Mg and ^{30}Si nuclei is shown in Fig.(1). The experimental *NDD*'s (dotted lines) are very well reproduced by the present calculation (solid lines) using eq.(18).

The dependence of the $n(k)$ (in fm^3) on k (in fm^{-1}) for ^{22}Ne , ^{26}Mg and ^{30}Si nuclei is shown in Fig.(2). The dash-dotted distributions are the *NMD*'s of (12) obtained by the shell model calculation using the single particle harmonic oscillator wave functions in the momentum representation. The dashed and solid distributions are the *NMD*'s obtained by the *CFM* and expressed in terms of the experimental and theoretical weight functions, respectively. It is clear that the behavior of the dash-dotted distributions reproduced by the shell model calculations is in contrast with those of the dashed and solid distributions reproduced by the *CFM*. The important feature of the dash-dotted distributions is the steep slope behavior when k increases. This behavior is in disagreement with other studies [4, 5, 7, 8] and it is attributed to the fact that the ground state shell model wave functions given in terms of a Slater determinant does not take into account the important effects of the short range dynamical correlation functions. Hence, the short-range repulsive features of the nucleon-nucleon forces are responsible for the high momentum behavior of the *NMD* [5, 7]. It is seen that the dashed and solid distributions deviate slightly from each other around the region of momentum $k > 3 fm^{-1}$. It is also noted that the general structure of the dotted and solid distributions at the region of high momentum components is almost the same for ^{22}Ne , ^{26}Mg and ^{30}Si nuclei, where these distributions have the feature of long-tail behavior at momentum region $k \geq 2 fm^{-1}$. In fact, the feature of long-tail behavior obtained by the *CFM*, which is in agreement with other studies [4, 5, 7, 8], is related to the existence of high densities $\rho_x(r)$ in the

decomposition (5), though their weight functions $|f(x)|^2$ are small.

The elastic electron scattering form factors from the considered spin zero nuclei are calculated in the framework of the CFM as given by eq.13.

The present results for elastic form factors are plotted versus the momentum transfer q for ^{22}Ne , ^{26}Mg and ^{30}Si nuclei as shown in Fig.(3). The dotted and solid curves are the calculated results obtained, respectively, without and with including the corrections of $F_{fs}(q)$ and $F_{cm}(q)$. The solid circles are the experimental data of elastic form factors for considered nuclei. It is clear that the experimental data [17,20,21] are in reasonable agreement with both calculations of the solid and dotted curves throughout all values of q . Including $F_{fs}(q)$ and $F_{cm}(q)$ corrections in the calculations of the ^{22}Ne , ^{26}Mg and ^{30}Si nuclei leads to slight reduction in the calculated elastic form factors throughout all values of q . All the first and second diffraction minima are reproduced in the correct places.

Summary and Conclusions

The NMD and elastic electron scattering form factors, calculated in the framework of the CFM, are expressed by means of the weight function $|f(x)|^2$. The weight function, which is connected with the local density $\rho(r)$, was determined from experiment and from theory. The feature of the long-tail behavior of the NMD, which is in accordance with the other studies [4, 5, 7, 8], is obtained by both theoretical and experimental weight functions and is related to the existence of high densities $\rho_x(r)$ in the decomposition (5), though their weight functions are small. The observed elastic electron scattering form factors from ^{22}Ne , ^{26}Mg and ^{30}Si nuclei are in reasonable agreement with the present calculations of the CFM throughout all values of q . It is noted that the theoretical NDD (18) employed in the determination of the theoretical weight function (21) is capable of reproducing information about the NMD and elastic form factors.

Table (1)
The values of various parameters employed in the present calculations together with $\langle r^2 \rangle_{cal}^{1/2}$ and $\langle r^2 \rangle_{exp}^{1/2}$.

| Nuclei | 2PF [19] | | 3PF [17, 19] | | | Experimental central NDD [17,19] | Calculated parameters and rms of the present work | | | Experimental rms [17, 19] |
|------------------|-------------|-------------|--------------|-------------|-------------|----------------------------------|---|-------------|----------|---------------------------|
| | c (fm) | z (fm) | w (fm) | c (fm) | z (fm) | | $\rho_{exp}(0)$ (fm ⁻³) | b (fm) | δ | |
| ^{22}Ne | 2.782 | 0.549 | - | - | - | 0.174992 | 1.845 | 2.585 | 2.95902 | 2.969(21) |
| ^{26}Mg | 3.050 | 0.523 | - | - | - | 0.168960 | 1.857 | 2.725 | 3.05530 | 3.060(5) |
| ^{30}Si | - | - | -0.078 | 3.252 | 0.553 | 0.175182 | 1.892 | 2.259 | 3.16537 | 3.176(22) |

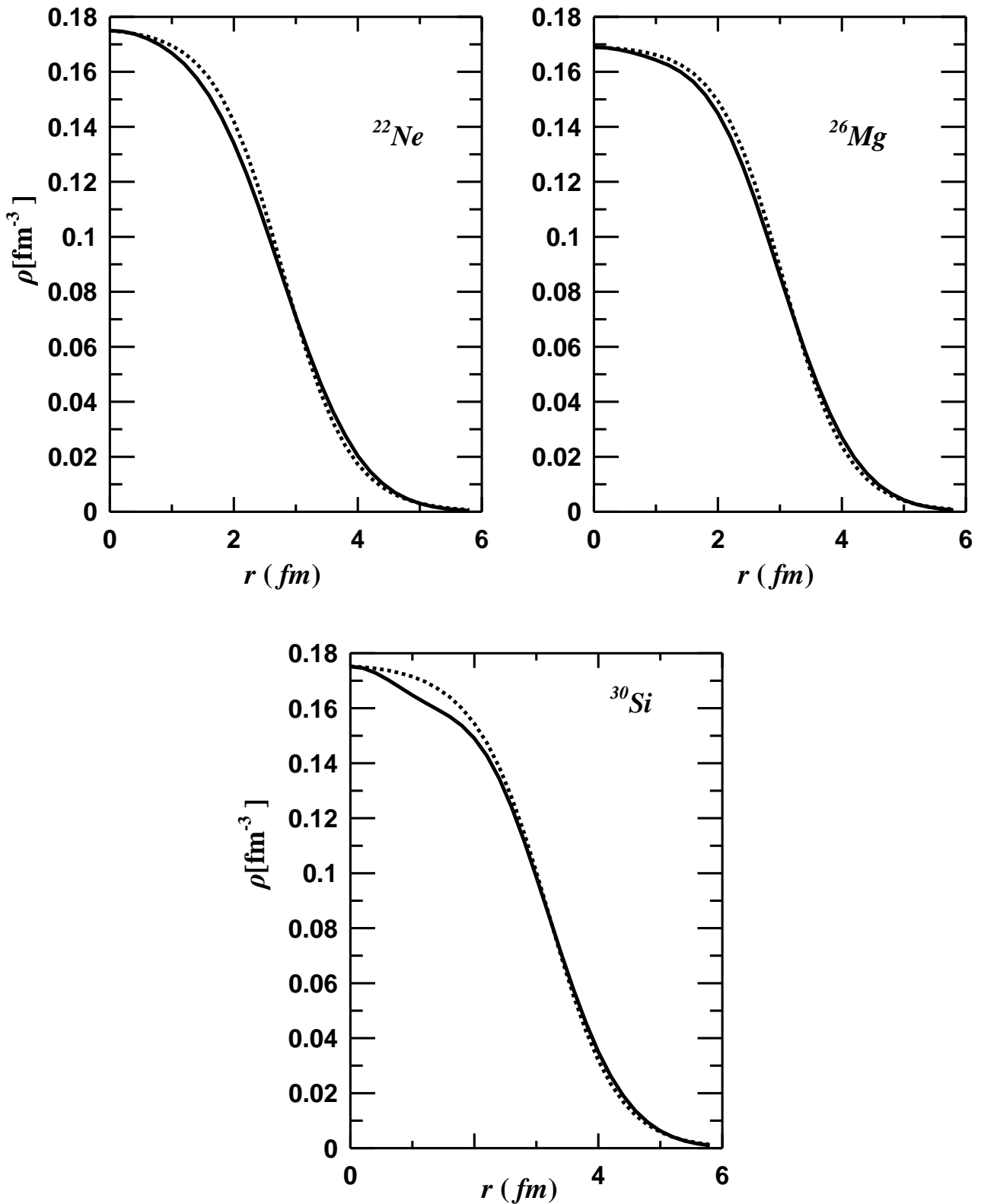


Fig.(1) The dependence of the NDD on $r(\text{fm})$ for ^{22}Ne , ^{26}Mg and ^{30}Si nuclei. The solid curves are the theoretical NDD calculated from eq.(18). The dotted curves are the experimental data [17].

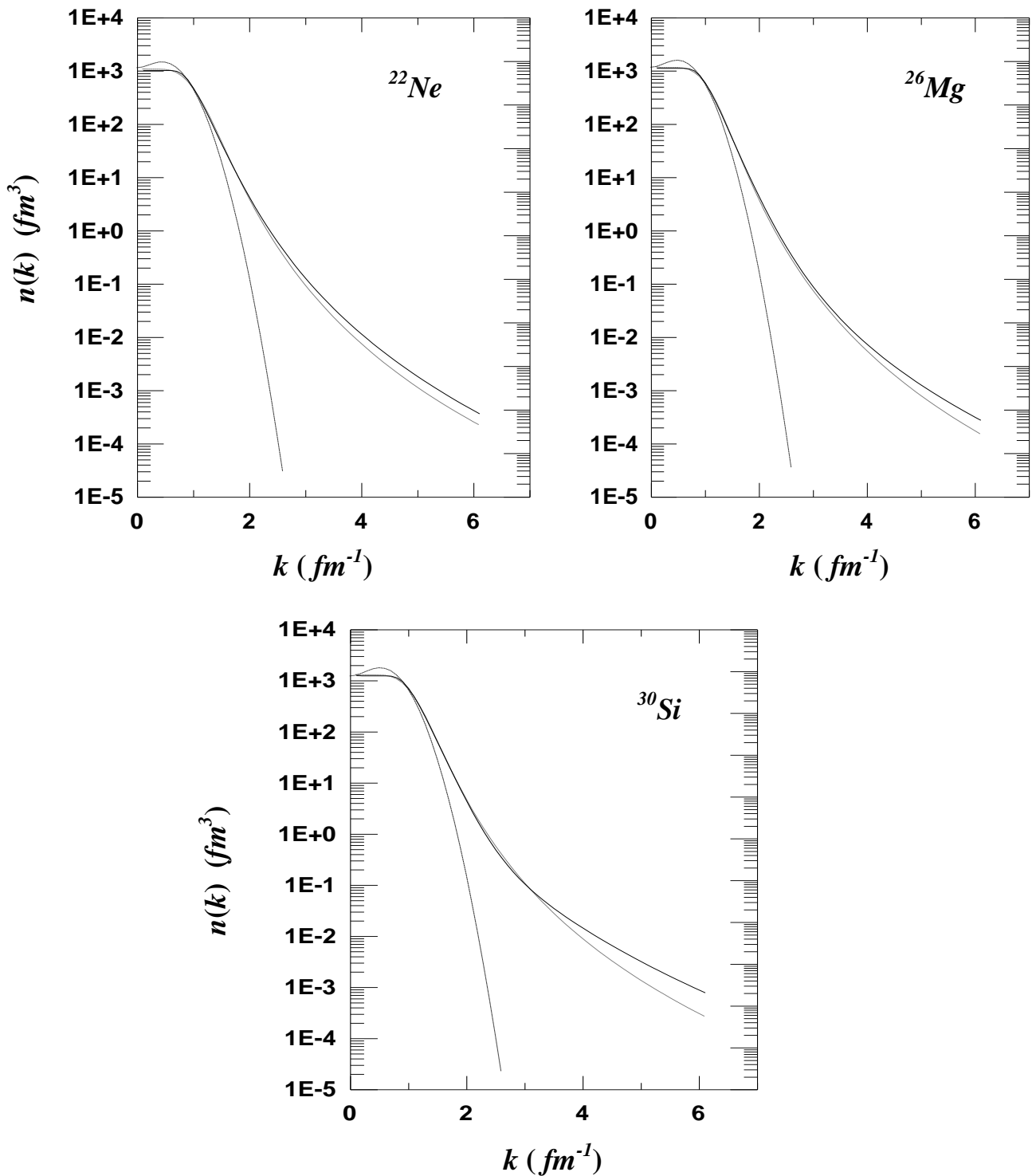


Fig.(2) The nucleon momentum distributions (NMD 's) for ^{22}Ne , ^{26}Mg and ^{30}Si nuclei. The dashed-dotted distributions are the results obtained by the shell model calculation using the single particle harmonic oscillator wave functions in the momentum representation. The dashed and solid distributions are the calculated results expressed by the CFM using the experimental and theoretical weight functions respectively.

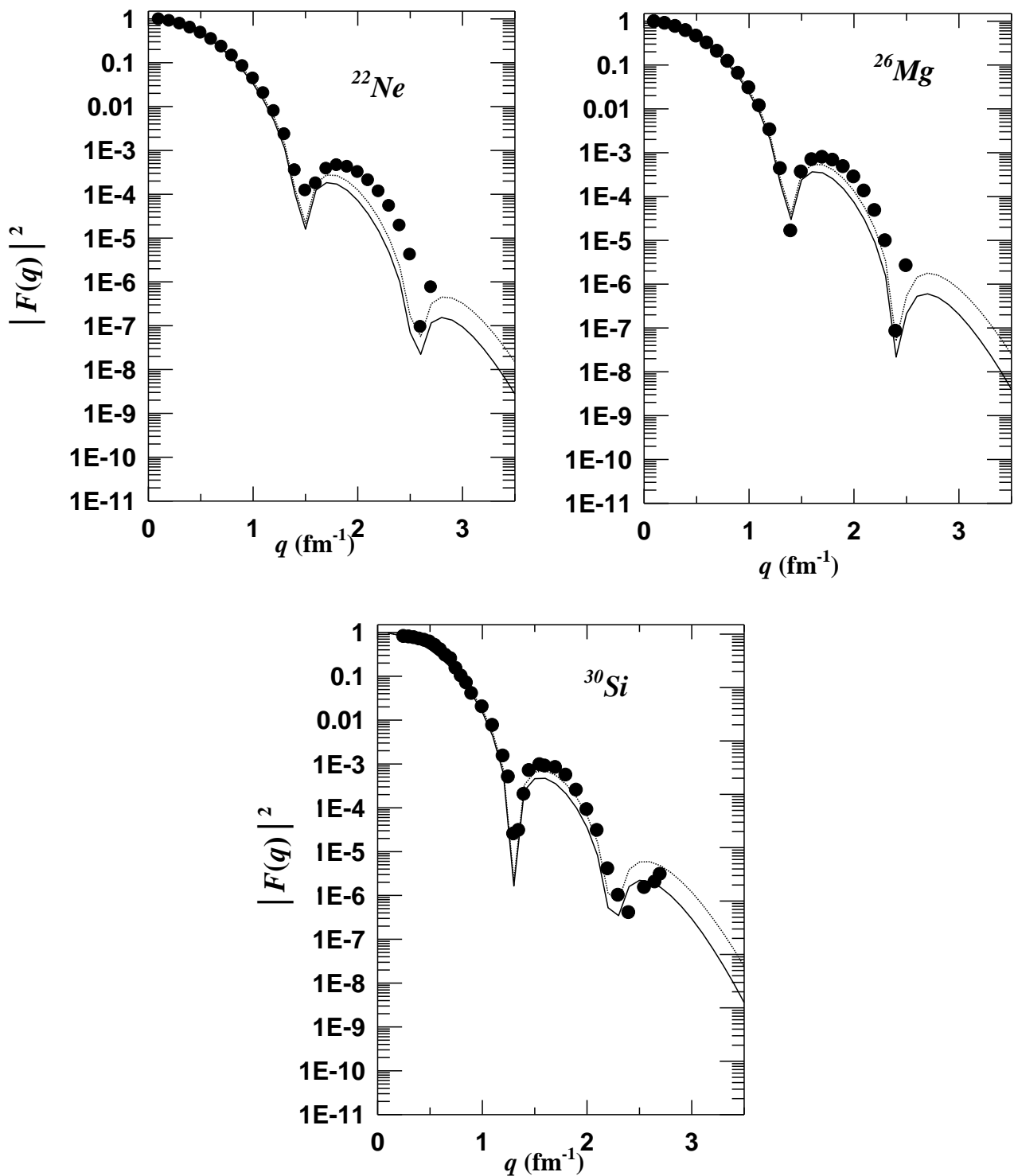


Fig.(3) Elastic electron scattering is drawn as a function of momentum transfer q for ^{22}Ne , ^{26}Mg and ^{30}Si nuclei. The dotted and solid curves are the calculated results without and with including the corrections (nucleon finite size and center of mass corrections), respectively. The solid circles are the experimental data, taken from Refs. [17,20,21].

References

- [1] P. M. Morse and H. Feshbach, "Methods of Theoretical Physics", McGraw-Hill book Company, New York, 1953
- [2] R. D. Amado and R. M. Woloshyn, "Mechanism for 180° proton production in energetic proton-nucleus collisions", Phys. Rev. Lett., Vol. 36, 1976, pp. 1435-1443.
- [3] V. I. Komarov, G. E. Kosarey, H. Muler, D. Netzband and t. Stiehler, "Inclusive spectra and the angular distribution of protons emitted backwards in the interaction of 640 MeV protons with nuclei", Phys. Lett., Vol. B 69, 1977, pp.37-45.
- [4] A., N. Antonov, P. E. Hodgson and I. Zh. Petkov, "Nucleon momentum and density distribution in nuclei", Clarendon, Oxford, 1988, pp.1-165.
- [5] Ch. C. Moustakidis and S.E. Massen, "One-body density matrix and momentum distribution in s-p and s-d shell nuclei", Phys. Rev., Vol. C 62, 2000, pp. 34318_1-34318_7.
- [6] A. R. Ridha, "Elastic electron scattering form factors and nuclear momentum distributions in closed and open shell nuclei", M.Sc Thesis, University of Baghdad, 2006, pp.1-79.
- [7] M. Traini and G. Orlandini, "Nucleon momentum distributions in doubly closed shell nuclei", Z. Physik, Vol. A321, 1985, pp.479-484.
- [8] M. Dal Ri, S. Stringari and O. Bohigas, "Effects of short range correlations on one and two-body properties of nuclei", Nucl. Phys., Vol. A376, 1982, pp. 81-93.
- [9] I. S. Gul'karov, M. M. Mansurov and A. A. Khomich, "Charge density distribution of the 1s-1p and 1d-2s shell nuclei and filling numbers of the states", Sov. J. Nucl. Phys., 47, No. 1, 1988, 25-30.
- [10] B. A. Brown, R. Radhi and B. H. Wildenthal, "Electric quadrupole and hexadecupole nuclear excitations from the perspectives of electron scattering and modern shell-model theory", Phys. Rep., Vol.101, No. 5, 1983, pp. 313-358.
- [11] Z. Wang and Z. Ren, "Systematic study of charge form factors of elastic electron-nucleus scattering with relativistic eikonal approximation", Phys. Rev., Vol. C 71, 2005, pp. 54323_1-54323_9.
- [12] Z. Wang and Z. Ren and Y. Fan, "Charge density distributions and charge form factors of the N=82 and N=126 isotonic nuclei", Phys. Rev., C 73, 2006, 14610_1-14610_9.
- [13] X. Roca-Maza, M. Centelles, F. Salvat and X. Vinas, "Theoretical study of elastic electron scattering off stable and exotic nuclei", Phys. Rev., Vol. C78, 2008, pp. 44332_1-44332_16.
- [14] S. Karataglidis and K. Amos, "Electron scattering form factors from exotic nuclei", Phys. Lett., Vol. B 650, 2007, pp. 148-151.
- [15] Y. Chu, Z. Ren, T. Dong and Z.Wang, "Theoretical study of nuclear charge densities with elastic electron scattering", Phys. Rev., Vol. C 79, 2009, pp. 44313_1-44313_7.
- [16] A. N. Antonov, V.A. Nikolaev, and I. Zh. Petkov, "Nucleon momentum and density distributions of nuclei", Z. Physik, Vol. A297, 1980, pp. 257-260.
- [17] H. De Vries, C.W. De Jager, and C. De Vries, "Atomic Data and Nuclear Data Tables", Vol. 36, 1987, pp. 495-536.
- [18] W. Reuter, G. Fricke, K. Merle, and H. Miska, Nuclear charge distribution and rms radius of ^{12}C from absolute electron scattering measurements, Phys. Rev., Vol.C 26, 1982, pp. 806-818.
- [19] S. E. Massen and Ch.C. Moustakidis, "Systematic study of the effect of short range correlations on the form factors and densities of s-p and s-d shell nuclei", Phys. Rev. Vol. C60, 1999, pp. 24005_1-24005_13.
- [20] E. A. Knight, R. P. Singhal, R. G. Arthur and M. W. S. Macauley, "Elastic scattering of electrons from ^{20}Ne , ^{22}Ne ", J. Phys. G: Nucl. Phys. 7, 1981, pp. 1115-1121.
- [21] J. Wesseling, C. W. de Jager, L.Lapikas and H. de Vries, " $2s_{1/2}$ occupancies in ^{30}Si , ^{31}P and ^{32}S ", Nucl. Phys., Vol. A547, 1992, pp. 519-541.

الخلاصة

تم استخدام أنموذج التموج المتشاكه في حساب كل من توزيعات زخم النيكليونات النووي للحالة الأرضية وعوامل التشكل للأستطارة الألكترونية المرنة ، حيث تم التعبير عنهما بدلالة دالة تسمى دالة التموج. لقد تم التعبير عن دالة التموج بواسطة توزيعات كثافة النيكليونات وتم حسابها من النتائج النظرية والعملية لتوزيعات كثافة النيوكليونات. ان حساب توزيعات كثافة النيكليونات يعتمد بالأساس على كل من اعداد اشغال الحالات النووية وعلى الدوال الموجية للجسيمة المنفردة المتواجدة في الجهد التوافقي.

تميزت نتائج توزيعات زخوم النيكليونات (المستندة على دالة التموج النظرية والعملية) بصفة الذيل الطويل عند منطقة الزخم العالي. أظهرت هذه الدراسة بأن عوامل التشكل النظرية تتفق مع النتائج العملية للنوى (^{30}Si , ^{26}Mg , ^{22}Ne).